www.jinkosolar.com

Tiger Neo

60HL4-(V)

475-500 Watt

MONO-FACIAL MODULE

N-type



N-Type Technology

N-Type modules with Tunnel Oxide Passivating Contacts (TOPcon) technology offer lower LID/LeTID degradation and better low light performance.

HOT 3.0 Technology

N-type modules with JinkoSolar's HOT 3.0 technology offer better reliability and efficiency.

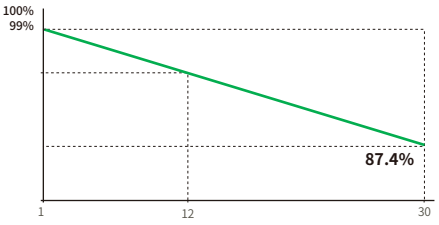

12 Year	30 Year	1%	0.4%
Product Warranty	Linear Power Warranty	First-year Degradation	Annual Degradation Over 30 Years

Durability Against Extreme Environment

High salt mist and ammonia resistance.

Mechanical Load Enhanced

Certified to withstand:
5400 Pa front side max static test load
2400 Pa rear side max static test load

- IEC61215:2021 / IEC61730:2023
- IEC61701 / IEC62716 / IEC60068 / IEC62804
- ISO9001:2015: Quality Management System
- ISO14001:2015: Environment Management System
- ISO45001:2018: Occupational health and safety management systems

SMBB Technology

Better light trapping and current collection to improve module power output and reliability.

Anti-PID guarantee

Minimizes the chance of degradation caused by PID phenomena through optimization of cell production technology and material control.

CLEAN ENERGY COUNCIL MEMBER

POSITIVE QUALITY™ Continuous Quality Assurance

EU-JKM475-500N-60HL4-(V)-F8-EN

60HL4-(V) 475-500 Watt

Mechanical Characteristics

Cell Type	N type Mono-crystalline
No. of cells	120（60×2）
Dimensions	1906×1134×30 mm
Weight	22.5 kg
Front Glass	3.2 mm,Anti-Reflection Coating, High Transmission, Low Iron, Tempered Glass
Frame	Anodized Aluminium Alloy
Junction Box	IP68 Rated
Protection Class	Class II
IEC Fire Type	Class C
Output Cables	4.0 mm^2 (+): 400 mm , (-): 200 mm or Customized Length

Packaging Configuration

Pallet Dimensions	1936×1140×1249 mm
Packing detail (Two pallets=One stack)	37 pcs/pallets, 74 pcs/stack, 888 pcs/ 40'HQ Container

Specifications (STC)

Maximum Power – Pmax [Wp]	475	480	485	490	495	500
Maximum Power Voltage – Vmp [V]	35.88	36.06	36.25	36.43	36.62	36.79
Maximum Power Current – Imp [A]	13.24	13.31	13.38	13.45	13.52	13.59
Open-circuit Voltage – Voc [V]	43.45	43.60	43.76	43.91	44.07	44.21
Short-circuit Current – Isc [A]	13.77	13.85	13.93	14.01	14.09	14.17
Module Efficiency STC [%]	21.98	22.21	22.44	22.67	22.90	23.17
Power Tolerance	0 ~ + 3 %					
Temperature Coefficients of Pmax	-0.29 %/°C					
Temperature Coefficients of Voc	-0.25 %/°C					
Temperature Coefficients of Isc	0.045 %/°C					

STC: Irradiance 1000 W/m^2, Cell Temperature 25°C, AM=1.5

Application Conditions

Operating Temperature	-40 °C ~ +70 °C
Maximum System Voltage	1000/1500 VDC (IEC)
Maximum Series Fuse Rating	25 A

Engineering Drawings

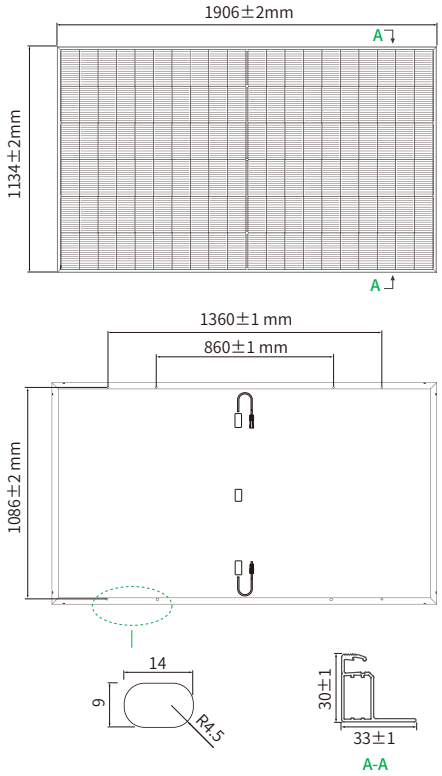

Note: For specific dimensions and tolerance ranges, please refer to the corresponding detailed module drawings.

Electrical Performance

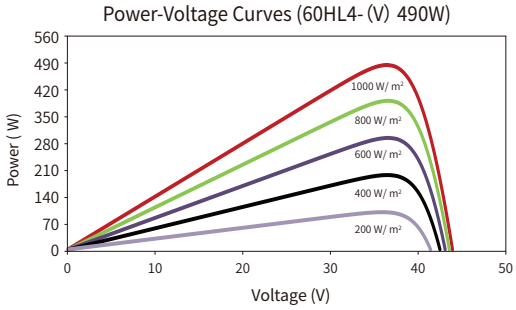

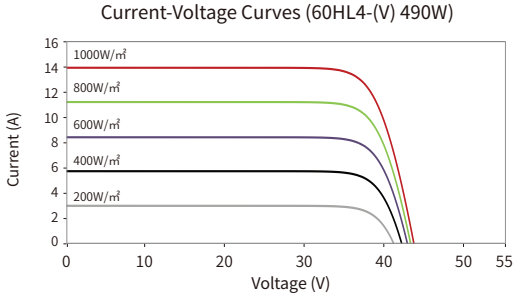

© 2024 Jinko Solar Co., Ltd. All rights reserved.

Note: Please read the safety and installation manual before using the product. We reserve the right of final interpretation. The specifications in this datasheet are subject to change without notice.